

## Award winning aspirational family air tents & accessories

CAMP STAR

### AWARD WINNING CAMP STAR



An impressive range of 6 affordable lightweight family air tents with free carpet & footprint groundsheet plus extension & side annexe optional add ons.

AIREDALE

### AWARD WINNING AIREDALE



A trusted family favourite since 2016, re inspired by campers for campers - a range of 6 models with extension & side annexe optional add ons.

POLYCOTTON

### AWARD WINNING KALAHARI



Premium polycotton air tents for families who demand only the very best in design, functionality & quality. 3 models with front extension & side sun wing options.



## KALAHARI PC 9.0 DSE



### CAVERNOUS 9+4 BERTH DELUXE FAMILY AIR TENT WITH TWIN MULTIFUNCTIONAL DOUBLE SIDE AIR ANNEXES IN LUXURY BREATHABLE POLYCOTTON FABRIC

Discover the best selling Kalahari luxury breathable polycotton family air tents; a duo of 2 stunning models, from the award winning Kalahari PC 7.0 to the all new Kalahari PC 9.0 DSE extra large 9+4 berth family air tent with twin double side annexes and a front extension option for both models. The all new 9.0DSE model (shown above) is based on the best selling Airedale 9.0DSE from the award winning Airedale range, in luxury breathable polycotton with upgraded features such as inflatable double side annexes (registered design) and the acclaimed patio style double side doors & all new front porch removable groundsheet system; this new polycotton model is set to elevate, stimulate and accentuate your luxury family camping holiday experience, providing maximum living and sleeping accommodation for even the largest family.

Constructed from our trusted technical polycotton fabric for breathability, keeping down the internal temperature in warm weather whilst vastly reducing humidity & condensation plus cutting down external noise. With exceptional features such as roof light windows, extra deep darkened bedrooms & our famed air tube pressure relief valve system as standard, it's clear to see the distinct technical advantages that breathable polycotton offers for camping in warmer climates.

There has never been a better time to rediscover camping with the Kalahari luxury polycotton range!


Kalahari PC 7.0

ETP **£1,999**

Kalahari PC 9.0 DSE

ETP **£2,499**

### CAMPESE THERMO INFLATABLE FURNITURE



### ECO DEEP EXTREME COMPRESSOR COOLERS



### PREMIUM MELAMINE TABLEWARE SETS





# An impressive collection of affordable lightweight family air tents...

The **Outdoor Revolution** Camp Star air tent range has become a popular choice amongst UK camping families; an impressive collection of lightweight family air tents aimed to offer couples & families the chance to own a modern air tent of high specification & functionality at unparalleled value for money without compromise to quality. Ranging from a compact 3 berth weekend tourer up to a cavernous 12 berth group tent. This fully comprehensive range of 6 air tent models offer something affordable for anyone with aspirations of starting out camping or simply upgrading to owning their first air tent.

When it comes to upgrading & expanding, the Camp Star air tent range offers add on side awnings & front canopies compatible with the 500XL, 600, 700 & \*1200 (\*canopy only) models to set off the look whilst vastly adding to the advantage of increased usable space & providing greater user functionality. See website for add on canopy & side porch option details.

To sum up; the Camp Star collection is unrivalled in terms of functionality, flexibility and innovation at this price point and really does live up to our mantra of...

**'Bringing the outdoors to everyone'.**



All Camp Star models come packaged complete with a Dura-Tread carpet and footprint groundsheet.



SHOWN WITH OPTIONAL FRONT CANOPY & SIDE PORCH

Optional front canopy & side porch available



## Camp Star 700

OXYGEN AIR FRAME

INCLUDES DURA-TREAD CARPET & FOOTPRINT GROUND SHEET

OWNER SATISFACTION AWARDS 2022

ETP **£1,099**

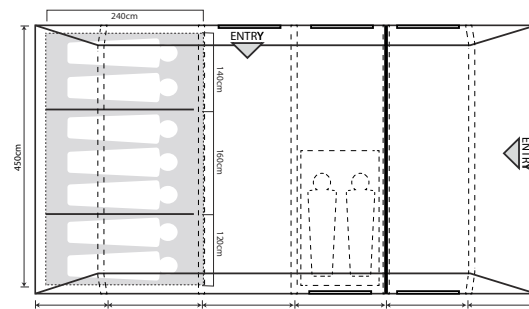
SLEEPS UP TO 9 PEOPLE

## Impressive & affordable...

The **Camp Star 700** is a large 7+2 berth tunnel air tent ideal for families or groups. The internal living space is split between a generous commune area, darkened bedrooms, and a spacious enclosed front porch, while ample mesh ventilation fly screen panels combined with crystal-clear window panels maintain an airy internal space and maximise airflow in warmer temperatures. Representing fantastic value for money, and unrivalled in terms of functionality, flexibility and innovation at this price point, the Camp Star 700 is a great choice for campers who crave space and versatility.



FRONT PORCH AREA - PERFECT FOR COOKING



### Key Features

- 120HDE high density all weather lightweight fabric
- Hydrostatic head 3000mm
- Inflatable Oxygen Air Frame with Dynamic Speed Valve
- Enclosed front porch canopy area
- Zip back side door with Phoenix mesh ventilation panel
- Under window ventilation with close off external cover
- Internal living divider panel with zip-back door, mesh window & blind
- Darkened twilight micro polyester seven person bedroom with 2/3/2 dividers
- Attachment points for an optional additional 2 berth inner tent
- Hi-Vis guy lines with quick adjusters and adjustable pegging system
- Includes pump, peg set, footprint groundsheet, Dura-Tread carpet & carry bag



Weight: 35.27kg  
Pack Size: 90x60x47cm  
Footprint: 745 x 450cm



OXYGEN AIR FRAME

## Kick back, chill out & relax...



IMAGE FEATURING THE CAMPESE INFLATABLE FURNITURE - SEE ACCESSORIES SECTION







AIREDALE

A trusted family favourite since 2016, re inspired by campers for campers...

Redesigned for 2021, the already iconic Airedale range has become a firm & trusted favourite amongst campers since 2016 when the range was first launched. Inspired by the needs of serious family campers, utilising cutting edge technologies & the very best technical fabrics, this inspired stunning collection of 5 models offers something for everyone. Ranging from a compact 5 berth family model all the way up to a seriously large family model sleeping up to 13 people.

The award winning multifunctional double rear annexe (registered design) now features on 6 Outdoor Revolution models, offering additional sleeping, storage, toilet & utility space plus rear access. With multiple ground breaking practical features including double width patio side doors with full mesh ventilation, there isn't much more that we could cram in. When it comes to upgrading & expanding, the all new Airedale air tent range offers an add on side porch awning & front porch extensions, compatible with selected models to vastly increase usable living space & providing greater user functionality.

We think you too will be inspired!



AIREDALE EXTENSION



COMPATIBLE WITH  
7.0SE & 9.0 DSE (2021 MODELS ONWARDS)

ETP **£359**

Optional  
extension  
& side  
porch  
available



AIREDALE EXTENSION



COMPATIBLE WITH  
6.0S & 6.0SE (2021 MODELS ONWARDS)

ETP **£329**

# The Airedale 9.0 DSE Inspirational outdoor living



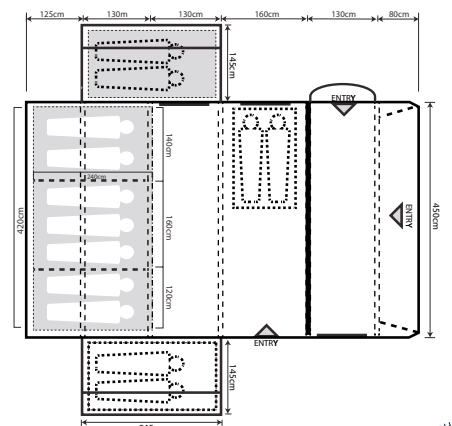
OXYGEN  
AIR FRAME

ETP **£1,599**

SLEEPS UP TO 13 PEOPLE

## The ultimate family air tent...

The impressive **Airedale 9.0SE** has the unique feature of multi-functional double side annexes (Registered design) on BOTH SIDES. These critically acclaimed annexe's have been designed to function as access points, flexible utility space or two berth sleeping areas. A huge zip-back panel with mesh windows separates the internal living space from the front porch, which allows for complete versatility, ventilation, and a feeling of open space. Utilizing the premium innovations expected of our long-standing Airedale collection we have now introduced a NEW Double width Patio style side door. With a handy side access door incorporated into the front porch, this is the perfect large family tent for those who truly appreciate a spacious camping experience.



### Key Features

- 240 HDE high density all-weather lightweight fabric
- Hydrostatic head of 4000mm
- Oxygen Air Frame with dynamic speed valve & intelligent relief valve system
- LIFETIME GUARANTEE on Air Frame System (T's & C's Apply)
- Integral twin double rear sleeping/multi-functional annexes (Design registered)
- Front zip to add additional front porch extension
- Double width patio style door with Phoenix mesh ventilation
- Under Window ventilation with close-off external cover
- Tinted PVC windows with zip-up curtains
- 230cm deep darkened Twilight micro polyester 7 person bedrooms
- Includes right side 2 berth side annex inner tent
- Front vestibule left hand cooking ventilation with zip up storm PVC window
- Reflective guy lines with quick adjusters & adjustable pegging system
- Includes pump, peg set, storm straps and carry bag

Weight 53.17kg  
Pack Size 93x67x58cm  
Footprint 755x450cm+145cmx2



OXYGEN  
AIR FRAME

FRONT VENTILATED PORCH AREA - PERFECT FOR COOKING

## Home from home comfort...



IMAGE FEATURING THE DURA LITE 120 TABLE, LUCCA AIR MESH & PAVIA CHAIRS - SEE ACCESSORIES

OUTDOOR  
REVOLUTION  
WWW.OUTDOOR-REVOLUTION.COM



## AIREDALE 7.0SE



### Key Features

- 240 HDE high density all-weather lightweight fabric
- Hydrostatic head of 4000mm
- Inflatable Oxygen Air Frame with DSV & IF valves
- LIFETIME GUARANTEE on Air Frame System (T's & C's Apply)
- Front zip to add additional Front Porch Extension
- Double-width Patio style door with Phoenix mesh ventilation
- Under Window ventilation with close off external cover
- Tinted PVC windows with zip up curtains
- 230cm deep, darkened Twilight micro polyester 7 person bedrooms
- Front Porch cooking ventilation with zip-up storm PVC window
- Reflective guy lines with quick adjusters & adjustable pegging
- Includes pump, peg set, storm straps and carry bag



Weight 47.77kg  
Pack Size 93x63x56cm  
Footprint 755 x 445cm



OXYGEN AIR FRAME

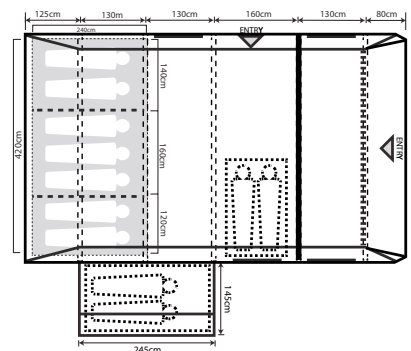
ETP £1,399



## Award winning side annexe...

Redesigned for 2021, the **Airedale 7.0SE** is a firm family favourite. The critically acclaimed and exclusive multi-functional double side annexe (Registered design) can function as either an access point, flexible utility space or two berth sleeping area. The parallel design means that only a fraction of extra pitch space is used to the side of the tent. A huge zip-back panel complete with mesh windows separates the internal living space from the front porch, allowing for complete versatility, ventilation, and a feeling of open space. Utilizing the premium innovations expected of our long-standing Airedale collection, this is the perfect tent for families looking for a spacious camping experience.

SLEEPS UP TO 11 PEOPLE



## AIREDALE 6.0SE



### Key Features

- 240 HDE high density all-weather lightweight fabric
- Hydrostatic head of 4000mm
- Inflatable Oxygen Air Frame with DSV & IF valves
- LIFETIME GUARANTEE on Air Frame System (T's & C's Apply)
- Front zip to add additional Front Porch Extension
- Double width Patio style door with Phoenix mesh ventilation
- Under Window ventilation with close off external cover
- Tinted PVC windows with zip up curtains
- 230cm deep, darkened Twilight micro polyester 6 person bedrooms
- Front Porch cooking ventilation with zip up storm PVC window
- Reflective guy lines with quick adjusters & adjustable pegging
- Includes pump, peg set, storm straps and carry bag



Weight 41.97kg  
Pack Size 88x62x52cm  
Footprint 725 x 380cm



OXYGEN AIR FRAME

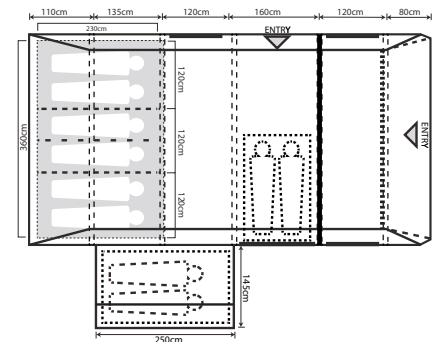
ETP £1,199



## Re inspired & redesigned...

For a lot of campers the **Airedale 6.0SE** ticks a lot of boxes, the compact nature of a 6 berth tent combined with our critically acclaimed and exclusive multi-functional double side annexe (Registered design). A large zip-back panel complete with mesh windows separates the internal living space from the front porch, which allows for complete versatility whilst offering ample ventilation and open space. Utilizing the premium innovations expected of our long-standing Airedale collection, plus the addition of a new double-width patio style side, the Airedale 6.0SE is set to become a firm family favourite.

SLEEPS UP TO 10 PEOPLE



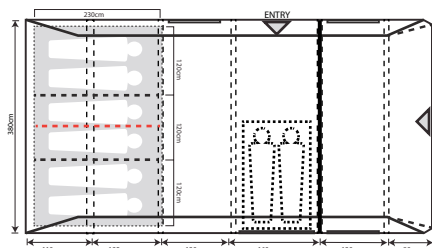
## AIREDALE 6.0S



OXYGEN AIR FRAME

ETP £1,099

Outdoor Revolution's best selling premium lightweight **Airedale 6.0S** inflatable six berth family tent.



Weight 36.47kg  
Pack Size 88x63x48cm  
Footprint 725 X 380cm



SLEEPS UP TO 8 PEOPLE

## AIREDALE 5.0S

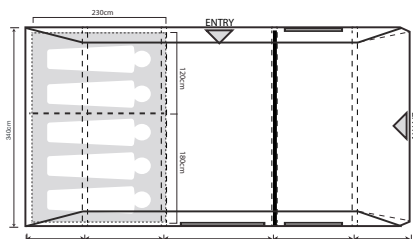
\*SHOWN BELOW WITH OPTIONAL SUN CANOPY



OXYGEN AIR FRAME

ETP £899

Awarded 'Best Compact Family Tent' from Camping Magazine in 2019, the **Airedale 5.0S** inflatable tent Optional front sun canopy available.



Weight 29.67kg  
Pack Size 82x53x48cm  
Footprint 660 X 340cm



SLEEPS UP TO 5 PEOPLE

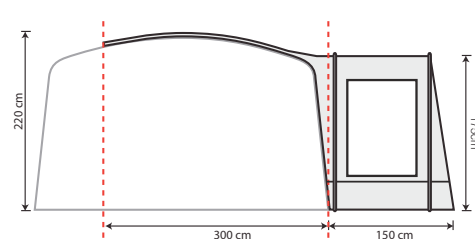
## AIREDALE SIDE PORCH



COMPATIBLE WITH 6.0S & 6.0SE  
7.0SE (2021 MODELS ONWARDS)

ETP £249

The brand new lightweight pole and sleeve **Airedale Side Porch** is the ultimate sheltered utility space to fix alongside your tent.



Weight 10.1kg  
Pack Size 70x27x21cm  
Footprint 300x150cm

VIEW THE FULL DETAILS ONLINE



# The pinnacle of aspirational modern family air tents reinvented

Since the conception of the ground breaking O-Zone range in 2016, the O-Zone air tent has become the aspirational tent of choice for families looking for luxury with features not to found in any other family air tent on the market. Updated, upgraded & pushing the boundaries of cutting edge design; the 2022 range of 2 stunning luxury family air tents delivers every conceivable function imaginable... & then some more.

Features abound in the new O-Zone Safari range, such as the award winning double rear annexe (registered design) & the all new versatile front living annexe. Twin double width patio doors with full mesh, front vestibule ventilated cooking area, roof light windows, darkened 240cm deep luxury bedrooms with removable end compartment; the list goes on.

Complete the look with the side sun wing shade, expand with the front porch extension, add shelter with the front canopy.

...Pushing the boundaries of family air tent design for campers with aspirations!

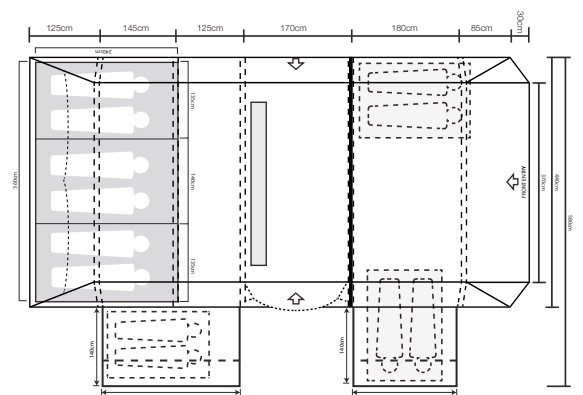


## The O-Zone 8.0 Safari Lodge Space & luxury in equal measures



## The pinnacle of luxury family air tents...

The flagship **O-Zone 8.0 Safari Lodge**, is the ultimate in high specification, space & luxury. Constructed using 480HDE High Density Double Rip-Stop fabric, this premium 6+6 berth air tent is uniquely designed to combine the top-quality features expected of the O-Zone range with our award-winning double side annexe and multifunctional front living annexe. We have integrated popular Outdoor Revolution innovations including twin double-width side access doors, a unique sewn-in front porch groundsheet and a removable central door panel with mesh windows. One important feature of 'The Lodge' is the sleeping options, effectively offering a total of 4 completely detached and separate areas, great for families or groups who need their own space. An optional front porch extension and side veranda canopy can be purchased, granting an unprecedented amount of sheltered living space. This heavy-duty family tent is the ultimate choice for families craving supreme quality, spacious accommodation, and a refined sense of home from home luxury.



## Optional extension & side sun wing available

### Key Features

- 480HDE high density all-weather premium rip-stop fabric
- Hydrostatic head 6000mm
- Oxygen Air Frame with DSV & IF relief valve system
- LIFETIME GUARANTEE on the Air Frame System (T's & C's apply)
- Integral rear multifunctional double annexe (registered design)
- Integral front porch living annexe with clip in sleeping option
- Front zip to add optional zip on extension
- Double-width patio style door to both sides with mesh
- Internal multi position zip-back / zip out partition door with mesh
- Under window ventilation with close off external cover
- Tinted PVC windows with zip-up curtains
- 240cm deep, darkened micro polyester 6 person bedrooms
- Tinted roof light window
- Reflective guy lines with quick adjusters & adjustable pegging
- Oxygen tube pocket system compatible
- Includes pump, peg set, storm straps and carry bag

Weight 65.0kg  
Pack Size 93x64x67cm  
Footprint 860x440+140cm



**OXYGEN**  
AIR FRAME



[VIEW THE FULL DETAILS ONLINE](#)





## O-ZONE 6.0XTR

Safari



CAVERNOUS HOME FROM HOME LIVING SPACE

VIEW ONLINE  
SCAN QR CODE

FOR O-ZONE  
RANGE DETAILS



OUTDOOR  
REVOLUTION

WWW.OUTDOOR-REVOLUTION.COM

OUTDOOR  
REVOLUTION

WWW.OUTDOOR-REVOLUTION.COM



OXYGEN  
AIR FRAME

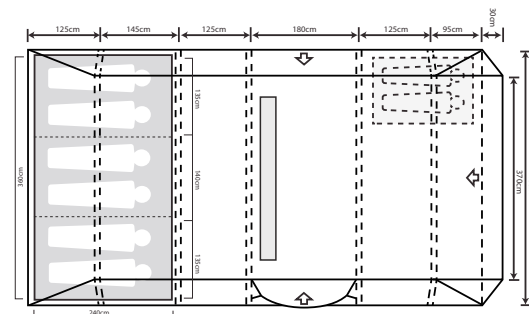
SHOWN WITH OPTIONAL FRONT EXTENSION & SUN WING SIDE CANOPY



ETP £1,599

## Feature packed premium luxury family air tent...

The **O-Zone 6.0XTR Safari** has become 'the' sought-after model following its release in 2020. This premium family air tent utilizes an intelligent design to maximise space, flexibility and longevity, offering unique sleeping options to comfortably accommodate up to eight adults. Constructed from a heavy-duty 480HDE high density rip stop material, this tent is packed full of premium features, including the new addition of double-width side access doors and the unique sewn-in front porch groundsheet. There is a zip back internal divider panel which can be used to isolate the front porch as a sleeping area if desired. An optional front porch extension and side veranda canopy can be added to create an unprecedented amount of sheltered living space, making it perfect for winding down with friends, family or unexpected guests.



### Key Features

- 480HDE high density all-weather premium rip-stop fabric
- Hydrostatic head 6000mm
- Oxygen Air Frame with DSV & IF relief valve system
- LIFETIME GUARANTEE on the Air Frame System (T's & C's apply)
- Front zip to add optional zip on extension
- Double-width patio style door to both sides with mesh
- Internal multi position zip-back / zip out partition door
- Under window ventilation with close off external cover
- Tinted PVC windows with zip-up curtains
- 240cm deep, darkened micro polyester 6 person bedrooms
- Tinted roof light window
- Reflective guy lines with quick adjusters & adjustable pegging
- Includes pump, peg set, storm straps and carry bag

Weight 49.5kg  
Pack Size 89x68x56cm  
Footprint 825 x 440cm



OXYGEN  
AIR FRAME

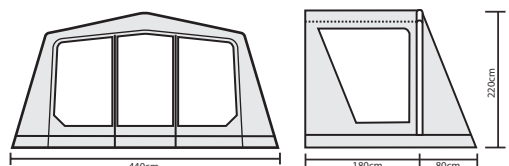
VIEW THE FULL DETAILS ONLINE

## FRONT EXTENSION



ETP £379

The fully enclosed **O-Zone Safari Front Porch Extension**, zips directly onto the front of both O-Zone Safari Tents. This extension considerably extends usable utility space from the integral front porch and builds on the excellent vista of the outside world through an enclosed windowed multi-position front door panel.



VIEW THE FULL DETAILS ONLINE

## O-ZONE Safari SIDE SUN WING CANOPY



O-Zone 6.0XTR Safari

ETP £199

O-Zone 8.0 Safari Lodge

ETP £209

## Alfresco living on another level...

To add to the already impressive styling of the O-Zone Safari range, an **O-Zone Side Sun Wing** is a fantastic addition which simply clips onto the right side of our O-zone 6.0XTR Safari & 8.0 Safari Lodge tents. Creating a capacious side canopy extension which considerably increases usable utility space whilst retaining a panoramic outlook of the great outdoors.

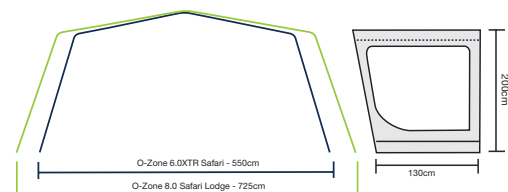


IMAGE FEATURING THE CAMPESE INFLATABLE FURNITURE - SEE ACCESSORIES SECTION



# Discover the 2022 Kalahari luxury polycotton tent range...

Discover the best selling Kalahari luxury breathable polycotton family air tents; a duo of 2 stunning models, from the award winning Kalahari PC 7.0 to the all new Kalahari PC 9.0 DSE extra large 9 + 4 berth family air tent with twin double side annexes and a front extension option for both models.

The all new Kalahari 9.0 DSE model is based on the best selling Airedale 9.0 DSE from the award winning Airedale range, in luxury breathable polycotton with upgraded features such as inflatable double side annexes (registered design) and the acclaimed patio style double side doors & all new front porch removable groundsheet system; this new polycotton model is set to elevate, stimulate and accentuate your luxury family camping holiday experience, providing maximum living and sleeping accommodation for even the largest family.

Constructed from our trusted technical polycotton fabric for breathability, keeping down the internal temperature in warm weather whilst vastly reducing humidity & condensation plus cutting down external noise. With exceptional features such as roof light windows, extra deep darkened bedrooms & our famed air tube pressure relief valve system as standard, it's clear to see the distinct technical advantages that breathable polycotton offers for camping in warmer climates.

There has never been a better time to rediscover camping with the Kalahari polycotton range!

## The Kalahari PC 9.0 DSE - Twin double side annexes

**NEW**



**OXYGEN**  
AIR FRAME

ETP **£2,499**

## Stay cool & breath easy this summer in polycotton...

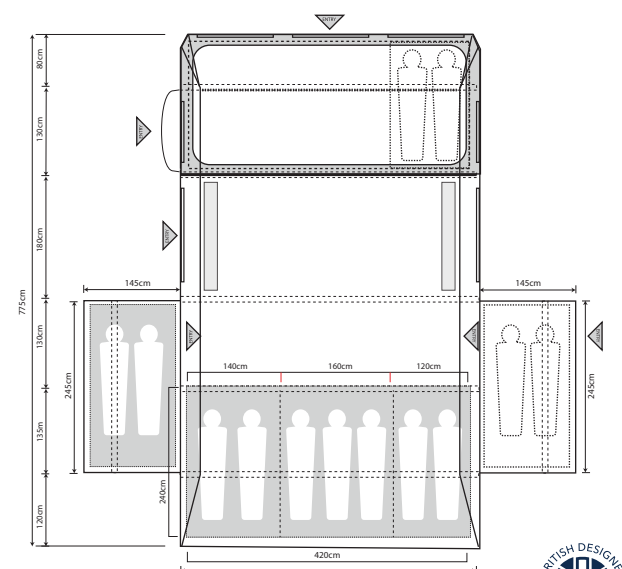
Introducing the premium 9+4 berth Kalahari PC 9.0 DSE inflatable family tent, created from a durable, breathable and water resistant polycotton material. Based on the perennial success of the Airedale 9.0 DSE, we have taken the innovative side annexe to the next level with exclusive multi-functional inflatable twin double side annexes; designed to function as an additional access point offering flexible utility space or 2 x 2 berth sleeping bedrooms (*right side 2 berth bedroom inner tent included*), giving you the option of increasing sleeping capacity even further. A maximum sleeping capacity of 13 can be reached should you choose to purchase a further optional two berth front porch fitting inner tent and annexe inner tent.

With the optional addition of a front extension (purchased separately) the Kalahari PC 9.0 DSE offers limitless possibilities in terms of functional options and palatial space.

The Polycotton Flysheet is exquisite, allowing breathability and insulation in equal parts, dependent on the weather conditions; the fabric will contract for maximum heat retention when cold, whilst in warm weather, the material will 'breathe' to help maintain a more comfortable internal atmosphere.



[VIEW THE FULL DETAILS ONLINE](#)



### Key Features

- Breathable Premium Polycotton fabric
- Inflatable ultra sturdy Oxygen Air Frame
- LIFETIME GUARANTEE on the Air Frame System (T's & C's apply)
- Dynamic Speed Valve & Intelligent Frame relief valve
- Integral twin rear multifunctional double annexes (registered design)
- Internal zip back porch divider door with Phoenix mesh
- Double width side patio style doors
- Ground level side ventilation
- Side roof lights to central living area
- Reflective guy lines with quick adjusters
- Multiple cable access points
- Front porch cooking ventilation
- 240cm deep, darkened micro polyester 7 person rear bedrooms
- Tinted anti glare panoramic windows with zip up curtains
- Fully sewn-in PE groundsheet with removable porch section groundsheet
- Right side door with Phoenix mesh ventilation & porch canopy
- Oxygen tube pocket system compatible
- Includes pump, peg set, repair kit and storm straps



**OXYGEN**  
AIR FRAME

Weight 70.3kg  
Pack Size TBC  
Footprint 775x445 + 145x245 + 145x245



## KALAHARI PC 7.0



CAVERNOUS HOME FROM HOME LIVING SPACE

VIEW ONLINE  
SCAN QR CODE

FOR O-ZONE  
RANGE DETAILS



OUTDOOR  
REVOLUTION

OUTDOOR  
REVOLUTION  
WWW.OUTDOOR-REVOLUTION.COM



OXYGEN  
AIR FRAME



ETP £1,999

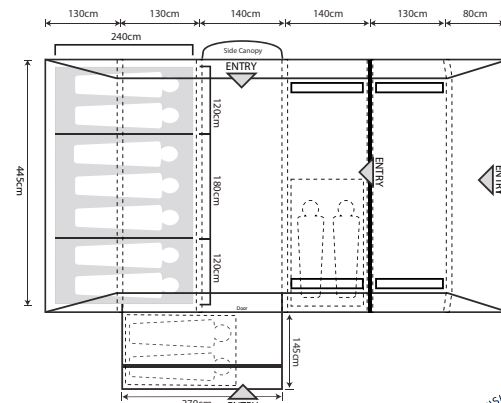
## Award winning luxury polycotton family tent...

The premium seven berth **Kalahari PC 7.0** breathable inflatable family tent, created from a durable, breathable and water resistant polycotton material. Based on the perennial success of the Airedale 7.0, we have taken the innovative side porch to the next level with an exclusive multi-functional double side annexe; this annexe has been designed to function as an access point, flexible utility space or two berth sleeping bedroom, giving you the option of increasing sleeping capacity by two. A maximum sleeping capacity of eleven can be reached should you choose to purchase a secondary optional two berth inner tent. The parallel design of this porch area means that only a fraction of extra space is utilized at the side of the family tent.

The Polycotton Flysheet is exquisite, allowing breathability and insulation in equal parts, dependent on the weather conditions; the fabric will contract for maximum heat retention when cold, whilst in warm weather, the material will 'breathe' to help maintain a more comfortable internal atmosphere.



COORDINATING PRONTO PC WINDBREAK - SEE ACCESSORIES SECTION



### Key Features

- Breathable Premium Polycotton fabric
- Inflatable ultra sturdy Gothic arch Oxygen Air Frame
- LIFETIME GUARANTEE on the Air Frame System (T's & C's apply)
- Dynamic Speed Valve & Intelligent Frame relief valve
- Integral rear multifunctional double annexe (registered design)
- Internal zip back porch divider door with Phoenix mesh
- Ground level side ventilation
- Side roof lights to central living area
- Reflective guy lines with quick adjusters
- Multiple cable access points
- Front porch cooking ventilation
- 240cm deep, darkened micro polyester 7 person rear bedrooms
- Tinted anti glare panoramic windows with zip up curtains
- Fully sewn-in PE groundsheet with removable porch section groundsheet
- Oxygen tube pocket system compatible
- Includes pump, peg set, repair kit and storm straps



OXYGEN  
AIR FRAME

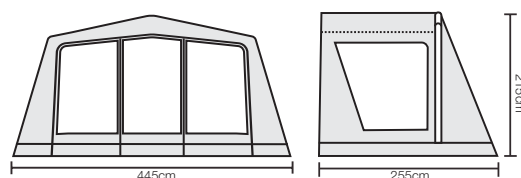
Weight 49.5kg  
Pack Size 89x68x56cm  
Footprint 825 x 440cm

## KALAHARI PC 7.0 EXTENSION



ETP £519

A fully enclosed front porch extension is available for the Kalahari PC 7.0 model which zips directly onto the tent front. This refined polycotton extension considerably extend the usable utility space out from the integral front porch and further enhances the excellent vista of the outside world.



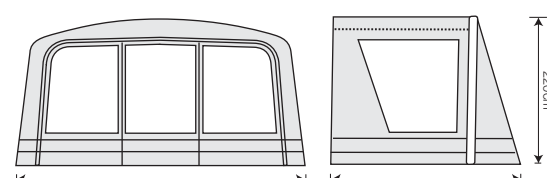
VIEW THE FULL DETAILS ONLINE

## KALAHARI PC 9.0 DSE EXTENSION



ETP £539

A fully enclosed front porch extension is available for the Kalahari PC 9.0 DSE model which zips directly onto the tent front. This refined polycotton extension considerably extend the usable utility space out from the integral front porch and further enhances the excellent vista of the outside world.



VIEW THE FULL DETAILS ONLINE



SLEEPING  
STORAGE & UTILITY  
FURNITURE & INFLATABLE  
WINDBREAKS & SHELTERS  
COOKING & HEATING  
TABLES & BENCHES  
LIGHTING & ELECTRICAL  
INNER TENTS  
COOLING  
PITCHING  
SANITATION, TOILET FLUID, WASTE & WATER



Essential quality branded camping accessories...

## SLEEPING BAGS

**CAMP STAR**

SINGLE 300 - 225x85cm

ETP  
£44.99



**CAMP STAR**

MIDI 400 - 235x105cm

ETP  
£59.99



**CAMP STAR**

DOUBLE 300 - 225x140cm

ETP  
£74.99



**CAMP STAR**

PILLOW - 75x50cm

ETP  
£9.99



COLOUR  
Shell: Ensign Blue ● Liner: Adriatic Blue ● Zip: Silver ●

**SUN STAR**

SINGLE 200 - 200x75cm

ETP  
£34.99



Shown in blue coral

**SUN STAR**

DOUBLE 200 - 200x150cm

ETP  
£59.99



**SUN STAR**

SINGLE 400 - 215x80cm

ETP  
£44.99



Shown in charcoal

**SUN STAR**

DOUBLE 400 - 215x150cm

ETP  
£79.99



**SUN STAR**

DUVET 300 - 215x150cm

ETP  
£34.99



Shown in after dark

COLOUR OPTIONS  
Shell: Blue Coral ● Liner: Monument ● Zip: Silver ●  
Shell: After Dark ● Liner: After Dark ● Zip: Silver ●  
Shell: Charcoal ● Liner: Charcoal ● Zip: Silver ●

**STAR FALL**

MIDI 400 - 235x105cm

ETP  
£84.99  
INC PILLOW CASE



Shown in charcoal

COLOUR OPTIONS  
Shell: After Dark ● Liner: After Dark ● Zip: Silver ●

**STAR FALL**

KING 400 - 235x170cm

ETP  
£139.99  
INC 2 PILLOW CASES



COLOUR OPTIONS  
Shell: Charcoal ● Liner: Charcoal ● Zip: Silver ●

VIEW ONLINE  
SCAN QR CODE

SLEEPING BAG  
RANGE DETAILS



OUTDOOR  
REVOLUTION

## SELF INFLATING AIR MATTRESSES

**CAMP STAR**

SINGLE 75 - 200x60x7.5cm

ETP  
£49.99



COLOURS  
Top: Adriatic Blue ● Bottom: Monument ●  
Comfort Rating ★★

**CAMP STAR**

MIDI 75 - 198x76x7.5cm

ETP  
£69.99



**CAMP STAR**

DOUBLE 75 - 200x130x7.5cm

ETP  
£109



**CAMP STAR**

MIDI 100 - 198x76x10cm

ETP  
£99.99



COLOURS  
Top: Adriatic Blue ● Bottom: Monument ● Side: Dark Slate ●  
Comfort Rating ★★

**CAMP STAR**

DOUBLE 100 - 201x132x10cm

ETP  
£149



**CAMP STAR**

Rock 'n' Roll 100 - 180x100x10cm

Designed specifically to fit your VW Rock 'n' Roll bed

ETP  
£109



COLOURS  
Top: Adriatic Blue ● Bottom: Monument ● Side: Dark Slate ●  
Comfort Rating ★★

VIEW ONLINE  
SCAN QR CODE

SI MATTRESSES  
RANGE DETAILS



OUTDOOR  
REVOLUTION

**SKYFALL**

MIDI 120 - 198x76x12cm

ETP  
£149



COLOURS  
Top: Ensign Blue ● Bottom: Monument ● Side: Dark Slate ●  
Comfort Rating ★★

**SKYFALL**

DOUBLE 120 - 201x132x12cm

ETP  
£219



**SKYFALL**

MIDI 150 - 198x76x15cm

ETP  
£169



COLOURS  
Top: Ensign Blue ● Bottom: Monument ● Side: Dark Slate ●  
Comfort Rating ★★

**SKYFALL**

DOUBLE 150 - 201x132x15cm

ETP  
£249



**CAMP STAR**

TOP OF THE POP 75 - 180x100x7.5cm

Designed specifically to fit your VW Pop Top bed

ETP  
£79.99



COLOURS  
Top: Adriatic Blue ● Bottom: Monument ●  
Comfort Rating ★★

## CAMP BEDS

PREMIUM BED  
LOUNGER



ETP  
£179

SARZANA PREMIUM  
BED LOUNGER



ETP  
£119

ALUMINIUM  
SINGLE CAMP BED



ETP  
£49.99

CAMPING  
SINGLE BED



ETP  
£54.99

CAMPING  
DOUBLE BED



ETP  
£89.99

CAMPING BUNK BED  
Converts into 2 single beds



ETP  
£125

VIEW ONLINE  
SCAN QR CODE

CAMP BED  
RANGE DETAILS



OUTDOOR  
REVOLUTION



STORAGE & UTILITY

MILANO CAMP WARDROBE



ETP £79.99

MODENA FAMILY CAMP WARDROBE



ETP £99.99

MONZA CAMP KITCHEN



ETP £109

MILAZZO MULTI CAMP KITCHEN



ETP £109

MESINA MULTI CAMP KITCHEN DUO



ETP £129

OXYGEN TUBE POCKETS



ETP £27.99

STORAGE HANGER



ETP £39.99

CAMPING CHAIRS & LOUNGERS

SAN REMO CHAIR



ETP £139

SAN REMO FOOTREST



ETP £34.99

VICENZA LUX CHAIR



ETP £79.99

VICENZA LUX FOOTREST



ETP £29.99

PALERMO TEX CHAIR



ETP £79.99

PALERMO TEX FOOTREST



ETP £29.99

PAVIA CHAIR



ETP £54.99

LUCCA AIR MESH CHAIR



ETP £69.99

TURIN ALU AIR MESH CHAIR



ETP £99.99



VERONA ALU AIR MESH LOUNGER



ETP £109

SORRENTO LOUNGER



ETP £119

DIRECTORS CHAIR WITH SIDE TABLE



ETP £69.99

HIGH BACK XL CHAIR  
Grey & Black



ETP £39.99

HIGH BACK XL CHAIR  
Navy Blue & Black



ETP £39.99

HIGH BACK XL CHAIR  
Dark Green & Black



ETP £39.99

TUB CHAIR  
Grey & Black



ETP £34.99

TUB CHAIR  
Navy Blue & Black



ETP £34.99

TUB CHAIR  
Green & Black



ETP £34.99

TUBBI XL CHAIR  
Grey & Black



ETP £89.99

INFLATABLE FURNITURE

CAMPESE

The Outdoor Revolution Campese Inflatable Furniture range is a stylish, luxury addition to any family tent, driveway or caravan awning; creating a comfortable home from home ambiance to kick back & relax.



CAMPESE

INFLATABLE 2 SEAT SOFA



CAMPESE - Two Seat Sofa  
160x85x75cm

ETP £119

CAMPESE

INFLATABLE ARM CHAIR



CAMPESE - Arm Chair  
105x85x75cm

ETP £89.99

CAMPESE

INFLATABLE FOOTREST



CAMPESE - Foot Rest  
60x50x38cm

ETP £34.99

CAMPESE

THERMO  
THERMAL COMFORT FOAM FABRIC

NEW

Following on from the best selling Campese inflatable camping furniture; innovation comes first with the all new 'CAMPESE THERMO' inflatable thermal furniture range by Outdoor Revolution, setting the bar even higher when it comes to added warmth, luxury, comfort, support & style.



CAMPESE

THERMO  
THERMAL COMFORT FOAM FABRIC

INFLATABLE 2 SEAT SOFA  
WITH THERMAL COMFORT FOAM TECHNOLOGY



CAMPESE THERMO - Two Seat Sofa  
160x85x75cm

ETP £149

CAMPESE

THERMO  
THERMAL COMFORT FOAM FABRIC

INFLATABLE ARM CHAIR  
WITH THERMAL COMFORT FOAM TECHNOLOGY



CAMPESE THERMO - Arm Chair  
105x85x75cm

ETP £109

CAMPESE

THERMO  
THERMAL COMFORT FOAM FABRIC

INFLATABLE FOOTREST  
WITH THERMAL COMFORT FOAM TECHNOLOGY



CAMPESE THERMO - Foot Rest  
60x50x38cm

ETP £39.99



# SCREENHOUSES

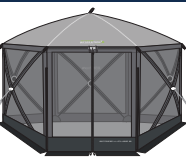


A collection of 4 new quick erect screenhouse models...

New for 2022 the four Outdoor Revolution Screenhouse models feature the 'Pronto' quick erect pop-up system & can be quickly & easily set up by just one person in a matter of a couple of minutes. The deluxe DLX models come with additional features such as integral zip down & roll up privacy weather panels & side PVC windows. Fitted with tough side mesh panels for ventilation and sun protection, these screenhouse are sure to keep you cool whilst offering shelter from the wind. Kader piping is attached to all model fronts for direct attachment of an optional Outdoor Revolution windbreak (fitted with Kader piping to connect with a figure of '8' connector) for added shelter & privacy.



## SCREENHOUSE 6



SCREENHOUSE 6  
ETP £349  
DETACHABLE PRIVACY PANELS X 2  
ETP £49.99

## SCREENHOUSE 6 DLX



SCREENHOUSE 6 DLX (Deluxe)  
FEATURING INTEGRAL ZIP UP PRIVACY PANELS & QUARTER PANEL PVC SIDE WINDOWS  
ETP £449

## SCREENHOUSE 4



SCREENHOUSE 4  
ETP £299  
DETACHABLE PRIVACY PANELS X 2  
ETP £49.99

## SCREENHOUSE 4 DLX



SCREENHOUSE 4 DLX (Deluxe)  
FEATURING INTEGRAL ZIP UP PRIVACY PANELS & QUARTER PANEL PVC SIDE WINDOWS  
ETP £349

# WINDBREAKS



3 Panel windbreak  
ETP £369  
Extension panel  
ETP £129



3 Panel windbreak  
ETP £319  
Extension panel  
ETP £109

BREEZE-LITE 3 PANEL WINDBREAK



ETP £79.99

BREEZE PLUS 3 PANEL WINDBREAK



ETP £99.99

PRONTO COMPACT 3 PANEL WINDBREAK



ETP £129

PRONTO COMPACT 4 PANEL WINDBREAK



ETP £159

PRONTO PC 4 PANEL WINDBREAK (POLYCOTTON)



ETP £189

PRONTO PRO 3 PANEL WINDBREAK



ETP £189

# INFLATION



ETP £109



ETP £7.99



ETP £22.99



ETP £25.99

PRONTO 'BEACH BUM' SHELTER



ETP £149



PRONTO  
BEACH BUM



## COOKING & HEATING - GAS/ELECTRIC

**SINGLE BURNER GAS STOVE**  
Takes cartridge gas (220g)



ETP **£19.99**

**TWIN BURNER GAS STOVE & GRILL**  
450g screw fitting gas cannister purchased separately



ETP **£99.99**

**PORTABLE GAS HEATER**  
With safety ODS & tilt switch



ETP **£46.99**

**BUTANE PROPANE (MIX) 450G**  
Screw fitting gas cannister



SINGLE ETP **£5.99**

**ISO BUTANE FUEL 220G**  
Screw fitting gas cannister



4 PACK ETP **£6.99**

**ELECTRIC GRILL PLATE**  
2000W



ETP **£34.99**

**SINGLE INDUCTION HOB**  
1800W



ETP **£49.99**

**DOUBLE INDUCTION HOB**  
800+800W



ETP **£109**

**LOW WATTAGE TOASTER**  
600-700W



ETP **£16.99**

**PREMIUM LOW WATTAGE KETTLE 1.7L**  
1000W



ETP **£29.99**

**PTC CERAMIC HEATER**  
750W - 1500W



ETP **£27.99**

**ELECTRIC ECO HEATER**  
600W - 1200W



ETP **£39.99**

**DELUXE LOW WATTAGE 2 SLICE TOASTER**  
600-700W



ETP **£34.99**

**PREMIUM LOW WATTAGE ELECTRIC KETTLE 1L**  
1000-1200W



ETP **£24.99**

**VIEW ONLINE SCAN QR CODE**  
COOKING & HEATING RANGE DETAILS



## TABLES & BENCHES

**ALU TOP CAMP TABLE**  
Heat proof cooker compatible



Total Weight 5.1kg  
Size 80 x 60 x 70cm  
Max Load 30kg

ETP **£37.99**

**ALU TOP CAMP TABLE (130X60cm) WITH FOLDING SIDE TABLES**  
Heat proof cooker compatible



Total Weight 5.1kg  
Size 130x60x70cm  
Max Load 30kg

ETP **£59.99**

**DOUBLE ALU TOP CAMP TABLE (120X60CM) ALU FRAME**  
Heat proof cooker compatible



Total Weight 8.6kg  
Size 120x60x70cm  
Max Load 30kg

ETP **£64.99**

**LOW FOLDING TABLE WITH ALU TOP (56X34cm)**  
Heat proof cooker compatible



Total Weight 1.8kg  
Size 56x34x24cm  
Max Load 30kg

ETP **£14.99**

**DURA-LITE 80 TABLE**  
Lightweight & robust with adjustable height



Total Weight 3.6kg  
Size 80x59x59-72cm  
Max Load 80kg

ETP **£109**

**DURA-LITE 120 FOLDING TABLE**  
Lightweight, compact & robust with adjustable height



Total Weight 5.8kg  
Size 120x70x40-60-70cm  
Max Load 30kg

ETP **£139**

**CAPRI PICNIC TABLE & STOOL SET- ALU**  
Compact design - Aluminium top / Heat proof



Total Weight 9.5kg  
Table Size 120x60x70cm  
Max Load Table: 30kg  
Max Load Stool: 100kg

ETP **£99.99**

**CORTINA WEATHERPROOF TABLE SMALL (60x80)**  
Lightweight, compact, weatherproof & robust with adjustable height



Total Weight 4.9kg  
Size 60x80x56-72cm  
Max Load 30kg

ETP **£79.99**

**CORTINA WEATHERPROOF TABLE MEDIUM (70x100)**  
Lightweight, compact, weatherproof & robust with adjustable height



Total Weight 6.2kg  
Table Size 70x100x56-72cm  
Max Load 30kg

ETP **£99.99**

**CORTINA WEATHERPROOF TABLE LARGE (80x120)**  
Lightweight, folding, compact, weatherproof & robust with adjustable height



Total Weight 8.42kg  
Size 80x120x56-72cm  
Max Load 30kg

ETP **£119**

**UNIVERSAL WINDSHIELD**  
Compatible with Alu top tables  
Complete with rubber fixing suckers



Size 62x33x21cm

ETP **£12.99**

**VIEW ONLINE SCAN QR CODE**  
CAMP TABLES RANGE DETAILS



## COOK WARE

**INDUCTION HOB WHISTLING KETTLE 1.7L**



ETP **£12.99**

**3 PCE INDUCTION PAN SET**



ETP **£39.99**

**DOUBLE TOASTED SANDWICH MAKER**



ETP **£14.99**

## MELAMINE

**PREMIUM 12pc MELAMINE PLATE & BOWL SET**



PASTEL LIME  
PASTEL BLUE  
PASTEL GREY

ETP **£31.99**

**PREMIUM 4pc MELAMINE MUG SET**



PASTEL LIME  
PASTEL BLUE  
PASTEL GREY

ETP **£11.99**

**STANDARD 16pc MELAMINE PLATE, BOWL & MUG SET**



FRACTURE DESIGN

ETP **£29.99**

## LIGHTING

**LUMI-LITE**  
Compatible with up lighter shades



ETP **£9.99**

**LUMI-LINK LED TUBE LIGHTING KIT**



ETP **£89.99**

**5 IN 1 LUMI-FAN LITE**  
With power bank phone charger



ETP **£24.99**

**4 IN 1 LUMI-SOLAR FAN LANTERN**  
With power bank phone charger



ETP **£21.99**

**LUMI-SOLAR LANTERN**  
Automatic solar charging



ETP **£13.99**

**MOSQUITO KILLER LANTERN WITH FAN - USB**



ETP **£19.99**

**LUMI-MOSI KILLER LANTERN**  
With power bank phone charger



ETP **£24.99**

**LUMI-MOSI KILLER LITE**



ETP **£15.99**

**LUMI-SOLAR MOSI KILLER LANTERN**  
With self cleaning feature



ETP **£29.99**

**TRAVEL MOSI KILLER**



ETP **£11.99**

**ULTRASONIC MOSI REPELLING BAND**



ETP **£7.99**

**PORTABLE SOLAR LANTERN SQUARE - USB**



ETP **£9.99**

## ELECTRIC HOOK UP

**MOBILE MAINS POWER UNIT WITH 15M POWER CABLE**



ETP **£54.99**

**ELECTRICAL CABLE STORAGE REEL**



MADE IN BRITAIN

ETP **£8.99**

**CAMPING MAINS EXTENSION LEAD 10m 1.5mm 16A**



ETP **£19.99**

**CARAVAN MAINS EXTENSION LEAD 25m 2.5mm 16A**



ETP **£54.99**

**UK MAINS ADAPTOR Mains Caravan Plug to 13A Socket**



ETP **£5.49**

**UK MAINS ADAPTOR 13A Plug to Caravan Mains Socket**



ETP **£5.49**

**CONTINENTAL MAINS PLUG Continental Plug to Caravan Mains Socket**



ETP **£4.99**

## INNER TENTS

**2 BERTH CLIP IN INNER TENT**  
Universal fitting



ETP **£69.99**

**MOVELITE 4 PERSON INNER TENT T3E, T4E & T4E PC**



ETP **£119**

**CAYMAN PORCH EXTENSION CABIN INNER TENT**



ETP **£109**

**OXYGEN AIR POD INNER TENT**



ETP **£109**

**2 BERTH SIDE ANNEXE INNER TENT**



ETP **£79.99**

**O-ZONE 8.0 SAFARI LODGE FRONT ANNEXE 2 BERTH INNER TENT**



ETP **£69.99**



## COOLING

### 'Eco Deep Extreme' Compressor Coolers

NEW

New for 2022, **Outdoor Revolution** are pleased to introduce a range of 3 models of 'Eco Deep Extreme' Pressure coolers. Comprising of a 26L (car cooler), 35L, & 45L models; all with split 2 zone twin compartments for both chilling & freezing. Ideal for keeping ice for cold drinks or ice creams for the kids, whilst the chiller compartment takes care of keeping the wine & beer or for keeping your everyday groceries perfectly chilled.



ETP  
£269



ETP  
£329



ETP  
£359

#### ECO DEEP EXTREME COMPRESSOR CAR COOLER 26L 12v / 24v

NEW

The **Eco Deep Extreme Compressor Car Cooler 26L** is a twin compartmented compact compressor cooler & freezer with a temperature range of 20°C to -22°C & a 26 litre capacity suitable for leisure automotive & camping applications.

#### ECO DEEP EXTREME COMPRESSOR COOLER 35L

NEW

The **Eco Deep Extreme Compressor Cooler 35L** is a large twin compartmented compact compressor with 2 zone cooler & freezer with a temperature range of 0°C to 10°C 25L cooler zone & a -10°C to -20°C 10L freezer zone. Suitable for leisure automotive & camping applications.

#### ECO DEEP EXTREME COMPRESSOR COOLER 45L

NEW

The **Eco Deep Extreme Compressor Cooler 45L** is an extra large twin compartmented compact compressor with 2 zone cooler & freezer with a temperature range of 0°C to 10°C 30L cooler zone & a -10°C to -20°C 15L freezer zone. Suitable for leisure automotive & camping applications.

## PITCHING

ANGLE MALLET  
With Peg Puller



ETP  
£6.99

MULTI MALLET  
With Peg Puller &  
Extendable Cleaner



ETP  
£13.99

DELUXE STORM KIT  
Includes 15 Tech Pegs, Angle Mallet  
& 2 x Storm Straps



ETP  
£19.99

PEG PULLER  
With Peg Puller



ETP  
£1.99

## ECO PRODUCTS



ECO WARRIOR



ECO WARRIOR POWER PEG  
(Case of 20)



ETP  
£9.99

ECO WARRIOR GROUND SHEET PEG  
(Case of 15)



ETP  
£9.99

ECO WARRIOR TECH PEG  
(Case of 15)



ETP  
£12.99

CARAVAN JACK PAD FEET  
PREMIUM (Set of 4)



ETP  
£9.99

CARAVAN JACK PAD FEET  
PLASTIC PINS (Set of 4)



ETP  
£6.99

ECO COMBI RAMP SET  
Adjustable Levelling Ramps with Anti Slip Mats  
& Wheel Chocks



NEW



ETP  
£39.99

## BLUE DIAMOND ECO PEGS



ECO POWER PEGS  
(Case of 20)



ETP  
£9.99

ECO GROUND SHEET PEGS  
(Case of 15)



ETP  
£9.99

ECO PLASTIC PEGS  
(Case of 25)



ETP  
£9.99

## BLUE DIAMOND PEGS

HARD GROUND PRO PEGS  
(Case of 20)



ETP  
£10.99

GLOW PRO PEGS  
(Case of 20)



ETP  
£13.99

PILE DRIVER PRO PEGS  
(Case of 20)



ETP  
£15.99

SCREW PRO PEGS  
(Case of 20)



ETP  
£15.99

## BLUE DIAMOND SANITATION



2ltr TOILET FLUID



ETP  
£9.99

2ltr BOWL CLEANER



ETP  
£9.99

2ltr DOUBLE PACK



ETP  
£11.99

1ltr TRIPLE PACK  
1ltr toilet fluid + 1ltr bowl cleaner  
+ enviro soft



ETP  
£13.49

2ltr NATURE CALLS  
ECO TOILET FLUID



ETP  
£9.99

4 PACK TOILET ROLLS  
Quick Dissolving



ETP  
£3.99

STANDARD  
PORTABLE TOILET  
6ltr capacity



ETP  
£29.99

FLUSHING  
PORTABLE TOILET  
14ltr waste tank capacity



ETP  
£89.99

ECO COMPOSTING TOILET  
8ltr liquids & 7.5ltr solids capacity



ETP  
£279

COMPOSTING TOILET  
STARTER PACK  
Includes Solids Bucket with Lid,  
Scented Chaff, Toilet Paper  
2 x Compostable Bags



ETP  
£19.99

COMPOSTING TOILET  
ABSORBENT CHAFF  
1 x 150g Bag of Absorbent Coffee Chaff



ETP  
£3.99

COMPOSTING TOILET  
SPARE URINE CONTAINER



ETP  
£19.99

25Ltr JERRY CAN



ETP  
£14.99

25Ltr AQUA CADDIE



ETP  
£39.99

JERRY CAN TAP  
Compatible with the 25Ltr Jerry Can  
& the 25Ltr Aqua Caddy



ETP  
£4.99

OUTDOOR-REVOLUTION.COM



A TRUSTED  
BRITISH BRAND